



RETAIL STORE LOCATIONS ACROSS THE USA & CANADA

CALL 866-799-LIFT

INTERLINK
LSS2P6PDR1
LSS2P6PDWR1
LSS2P7PDS1

YOUR PARKING SOLUTION HEADQUARTERS. THE “INTERLINK” CAR STORAGE SOLUTION

INTERLINK

THREE MODELS TO CHOOSE FROM WILL FIT IN MOST RESIDENTIAL GARAGES
CAN BE USED AS A SINGLE OR MULTIPLES USING A “SHARED POST”
REQUIRES LESS FLOOR SPACE & MAINTENANCE THAN 4 POST LIFTS
2 POST 6 OR 7,000 LB. (2.7 OR 3.2T) CAPACITY
PARKING STORAGE LIFTING SYSTEM



RAISED HEIGHT OF 83.5' (2112MM) FOR CARS & SUV'S
CLEARANCE BETWEEN COLUMNS 87 TO 95"



SAFETY YELLOW DECK & RUB RAILS



EV COMPATIBLE

THE LIFTSUPERSTORE AND ALL IT'S REGISTERED TRADE MARKS ARE PART OF THE TLS LIFT GROUP. PLEASE CALL US FOR PRODUCT INFORMATION ON COMMERCIAL AND HEAVY DUTY LIFT PRODUCTS. WWW.TLSLIFTS.COM

September 2024

FEATURES



AVAILABLE FOR WIDER OR LONGER WHEEL BASE VEHICLES

- * HYDRAULIC FULL STROKE ORCHAIN DRIVE CYLINDERS
- * 100% LASER CUTTING FOR ALL PARTS & STRUCTURE
- * PROOF LOAD TESTED TO 12,000 LB.(5400 KG.)
- * EASY TO ASSEMBLE & DISSASSEMBLY FOR RELOCATION
- * INTEGRATED CONTROL OPERATES ON 24V
- * 17 PARKING HEIGHTS
- * SAFETY KEY SWITCH CONTROLLER
- * HYDRAULIC OVERLOAD PROTECTION & VELOCITY FUSES
- * ANTI SKID SMOOTH COAT RAMP AND PLATFORM
- * LIFT IS PROTECTED BY A POWDER COAT FINISH
- * CENTER DECK PLATES ARE GALVANIZED
- * OPTIONAL REMOTE CONTROL

CONTACT US NOW WWW.LIFTSUPERSTORE.COM OR CALL 866-799-LIFT

2 POST STORAGE LIFT

6 & 7,000 LB. (2.7 & 3.2T)

CAPACITY



INTERLINK

LSS2P6PDR1

LSS2P6PDWR1

LSS2P7PDS1

MULTIPLE CAR STORAGE

FEATURES




"INTERLINK" - MAXIMIZE PARKING SPACE AVAILABLE

MULTIPLE LIFT INSTALLATIONS OF TWO OR MORE USING A SHARED COLUMN

GALVANIZED RUNWAY WITH OPTIONAL 100% STRUCTURAL PROTECTION

ENGINEERED FOR SAFETY & DURABILITY **INTERLINK** IS THE SOLUTION FOR ADDING MORE PARKING

ELECTRIC SAFETY LOCK



KEY RAISE & LOWER SWITCH



POWER UNIT & CONTROL



PHOTO ELECTRIC SAFETY



FLOOR OUTRIGGER LEGS



HYDRAULIC CHAIN DRIVE



CONTACT US NOW WWW.LIFTSUPERSTORE.COM OR CALL 866-799-LIFT

2 POST STORAGE LIFT

6 & 7,000 LB. (2.7 & 3.2T)

CAPACITY



INTERLINK

LSS2P6PDR1

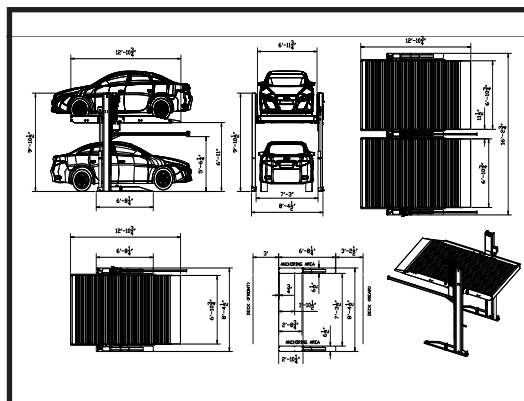
LSS2P6PDWR1

LSS2P7PDS1

6 & 7,000 LB. / 2.7 & 3.2T RESIDENTIAL COMPACT DESIGN

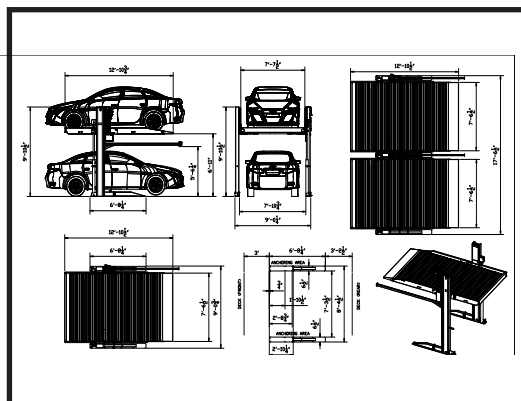
STANDARD INTERLINK

WORKS WITH A 10' CEILING
HEIGHT FOR STANDARD & COM-
PACT CARS & SUV'S



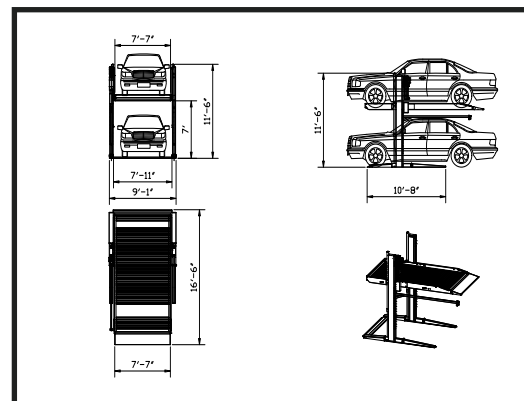
WIDE INTERLINK

WORKS WITH A 10' CEILING
HEIGHT FOR STANDARD VEHICLES
WITH WIDER WHEEL BASE




INTERLINK XL

WORKS WITH A 12' CEILING HEIGHT
FOR LARGER VEHICLES WITH LONGER
& WIDER WHEEL BASE



**USING LIFTS TOGETHER WITH SHARED
COLUMN(S) SAVES MONEY AND SPACE.
ILLUSTRATIONS BASED ON STANDARD**



WITHOUT SHARED POST 5 UNITS NEED 10 COLUMNS




WITH SHARED POST 5 UNITS ONLY NEED 6 COLUMNS



100.7" / 2560mm


100.7" / 2560mm wide



100.7" / 2560mm

94.3" / 2395mm

195" / 4955mm wide



100.7" / 2560mm

94.3" / 2395mm

94.3" / 2395mm

289.4" / 7350mm wide

CONTACT US NOW WWW.LIFTSUPERSTORE.COM OR CALL 866-799-LIFT

2 POST STORAGE LIFT

6 & 7,000 LB. (2.7 & 3.2T)

CAPACITY



INTERLINK

LSS2P6PDR1
LSS2P6PDWR1
LSS2P7PDS1

TECHNICAL SPECIFICATIONS

SPECIFICATION	LSS2P6PDR1	LSS2P6PDWR1	LSS2P7PDR1
CAPACITY	6,000 LB. / 2.7T	6,000 LB. / 2.7T	7,000 LB. / 3.2T
NUMBER OF LIFTING CYLINDERS	1 CYLINDER	1 CYLINDER	2 CYLINDER
RUNWAY LENGTH WITH RAMPS	154 3/4" (3928 MM)	154 3/4" (3928 MM)	198" (4877 MM)
OVERALL WIDTH SINGLE LIFT	100 5/8" (2553MM)	108 1/4" (2743MM)	109" (2769MM)
INSIDE COLUMNS	87" (2210MM)	94 3/4" (2407MM)	95" (2413MM)
RUNWAY WIDTH	83 3/4" (2127MM)	91 1/2" (2324MM)	91" (2311MM)
LENGTH OF SIDE OUTRIGGER BARS	80 1/4" (2038MM)	80 1/4" (2038MM)	128" (3251MM)
COLUMN HEIGHT	118 1/2" (3010MM)	118 1/2" (3010MM)	138" (3505MM)
RUNWAY HEIGHT	4 1/4" (108MM)	4 1/4" (108MM)	4 1/4" (108MM)
LIFTING HEIGHT TO UNDER RUNWAY	83" (2108MM)	83" (2108MM)	84" (2134MM)
POWER TO LIFT CONTROLS	24V	24V	24V
LIFTING TIME	50 SECONDS	50 SECONDS	50 SECONDS
MOTOR	2 HP (1.5KW)	2 HP (1.5KW)	2 HP (1.5KW)
MECHANICAL LOCKING SYSTEM	17 FULL RANGE ANTI FALL LOCKS	17 FULL RANGE ANTI FALL LOCKS	17 FULL RANGE ANTI FALL LOCKS
POWER REQUIREMENT	220V / 60HZ / 1PH - 15 AMP	220V / 60HZ / 1PH - 15 AMP	220V / 60HZ / 1PH - 15 AMP
SHIPPING WEIGHT	2210 LB. / 1004 KG.	2520 LB. / 1004 KG	2820 LB. / 11159 KG.
SAFETY CONTROLS	PHOTOCELL SENSOR, EMERGENCY STOP BUT-TON & LIMIT SWITCH	PHOTOCELL SENSOR, EMERGENCY STOP BUT-TON & LIMIT SWITCH	PHOTOCELL SENSOR, EMERGENCY STOP BUTTON & LIMIT SWITCH

INSTALL 5 LIFTS IN ONLY 40' / 12.2 M



USE OF A SHARED COLUMN

- * WITH TWO OR MORE LIFTS TOGETHER, ONE LIFT MUST BE THE STANDARD MODEL WITH ALL OTHER LIFTS HAVING ONE SHARED COLUMN
- * WITH EVERY LIFT USING A SHARED COLUMN THE WIDTH IS APPROXIMATELY 2.5" (65MM) NARROWER
- * USING LIFTS TOGETHER USING SHARED COLUMN(S) SAVES MONEY AND SPACE.

DISCLAIMER: TLS INC. IS CONSTANTLY UPDATING THEIR PRODUCTS TO MAINTAIN THE HIGHEST POSSIBLE STANDARDS OF PERFORMANCE AND SAFETY. THE SPECIFICATIONS INCLUDED IN THIS BROCHURE ARE ONLY ACCURATE AT THE TIME OF PRINTING AND ARE SUBJECT TO CHANGE WITHOUT NOTICE.

CONTACT US NOW

866-799-LIFT



THE LIFTSUPERSTORE
HEADOFFICE & MANUFACTURING
2300 SPEERS RD OAKVILLE ONTARIO



AUTHORIZED TLS DISTRIBUTORS LOCATED: ALABAMA, ARIZONA, CALIFORNIA, FLORIDA, TEXAS, INDIANA, KANSAS, NEW ENGLAND, NEW HAMPSHIRE, WISCONSIN, MISSOURI, & VIRGINIA