



Lift it. Store it. Repair it

CALL 866-799-LIFT



PEGASUS

YOUR REPAIR EQUIPMENT HEADQUARTERS.

AUTOMOTIVE AND LIGHT TRUCK GENERAL SERVICE

100% DESIGNED AND BUILT IN NORTH AMERICA

PEGASUS

4 POST MEDIUM DUTY COMMERCIAL
LIFT FOR SERVICING MEDIUM DUTY
TRUCKS & SMALL CARS
30,000 OR 33,000 LB. / 13.6T OR 15T
CAPACITY

DOUBLE WALL RUNWAYS WITH "Z" RAILS - 3 RUN-
WAYS LENGTHS TO CHOOSE FROM




LSS4P30FD LSS4P33FD
LSS4P30FDXL LSS4P33FDXL
LSS4P30EL LSS4P33EL

Disclaimer: TLS Inc. is constantly updating their products to maintain the highest possible standards of performance and safety. The specifications included in this brochure are only accurate at the time of printing and are subject to change without notice.

MAY 2020

OPTIONAL ACCESSORIES



Jacking beam 15,000 lb.
Capacity TLS-RJ15



Built in runway air inflation hose
and Optional Front Radius Plate
Pockets



Removeable Runway Step Plat-
forms with non slip surface



Rolling waste oil drain

CONTACT US NOW WWW.LIFTSUPERSTORE.COM OR CALL 866-799-LIFT (5438)

4 POST SERVICE LIFT - "PEGASUS"

30,000 OR 33,000 LB. / 13.6T OR 15T CAPACITY



LSS4P30/33FD/
LSS4P30/33FDXL
LSS4P30/33EL

| CATEGORY | | MEDIUM DUTY 4 POST | |
|----------|-----------------------------------|----------------------------------|----------------------------------|
| | CAPACITY | 30,000 lb. / 13.6T | 33,000 lb. / 15T |
| | OPEN OR CLOSED FRONT | Closed Front | |
| A | RAISED HEIGHT | 70 1/4" (1784mm) | |
| B | LOWERED HEIGHT | 10" (254mm) | |
| C | OVERALL LENGTH EX LONG | 400 1/4" (10166mm) | |
| C | OVERALL LENGTH EXTENDED | 364 1/4" (9252mm) | |
| C | OVERALL LENGTH STANDARD | 328 1/4" (8338mm) | |
| D | DECK LENGTH EX LONG | 333" (8458mm) | |
| D | DECK LENGTH EXTENDED | 297" (7544mm) | |
| D | DECK LENGTH STANDARD | 261" (6629mm) | |
| E | WIDTH BETWEEN RUNWAYS | 42" to 48" (1067mm to 1219mm) | |
| F | RUNWAY DECK WIDTH | 24" (610mm) | |
| G | OVERALL WIDTH FRONT/REAR | 150" (3810mm) | |
| H | MAX COLUMN HEIGHT | 92 1/2" (2350mm) | |
| | MAX WHEEL BASE STANDARD | 241" (6121mm) | |
| | MAX WHEEL BASE EXTENDED | 277" (7036mm) | |
| | MAX WHEEL BASE EX LONG | 313" (7950mm) | |
| | LIFT TIME | 100 seconds | |
| | POWER REQUIREMENTS | 230V - 60Hz - 1Ph - 20 amp | |
| | RECOMMENDED JACKING BEAM CAPACITY | 15,000 LB. (6.8T) | |
| | ALI Certified with Gold Label | YES | |
| | SHIPPING WEIGHTS | 5600 - 6500 lb. (2546 - 2955 kg) | 5800 - 6700 lb. (2636 - 3045 kg) |

FEATURES

- Built to higher quality standard; 100% North American made - premium US Monarch (Bucher) 4HP / 3kw power unit.
- Corrosion resistant protection - steel components are wheel-a-brator steel blasted and acid washed before a "double bake" powder coat finish is applied.
- Superior structural strength provides longer life - Non flex double wall 24" / 610mm wide runways with built in "Z" rail. Heavy duty 10" x 8" x 3/8" (254mm x 213 mm x 9.5mm) wall columns and 4" x 8 x 3/8" (102mm x 213mm x 9.5mm) tall tube traverse beams.
- Greater flexibility with more models to chose from - Close between a 27,000, 30,000 or 33,000lb. / 12.3T, 13.6T or 15T version. Available in three (3) runway lengths with service deck or optional with radius plate pockets. Lift can be ordered in red or blue.
- Premium options and accessories can expand the capabilities and service life - built in tire inflation hoses, removable work steps, LED runway lighting and premium 15,000lb. / 6.8T jacking beams
- Lower maintenance costs - Zirk style grease fittings at all 1-1/2" / 38mm plated hinge pins. All structural components undergo a "wheel-a-brator" steel pellet blast finish prior to a double bake powder application. This premium protecton reduces corrosion and extends the life of the lift.
- Extended Life "Non Twist" Cable design - Machined steel nickel plated 12-3/4" / 324mm pulleys with bronze self lubricating bushings. Non spin fatigue resistant 5/8" / 16mm cables are routed on double stacked pulleys (versus four stacked) to reduce stress and wear.
- Low pressure hydraulics provides longer life - 5" ID x 69" / 127mm x 1753mm cylinder is mounted under the runway and use a premium "Parker" seal and wear ring with chrome plated plunger shaft.
- Designed for optimum productivity - Single point control with stainless steel cylinder air releases engage 8 locking positions. Adjustable locking ladders 87" x 3-3/4" x 3/8" / 2210mm x 95mm x 9.5mm thick allow for accurate levelling. Power unit can be mounted on a front or rear column. Built in runway compressed air outlets front and rear. Lifts 70 1/4" (1784mm) from the floor.

ADDITIONAL FEATURES

EQUIPMENT FOOTPRINT



Premium 12 3/4" (324mm) Pulley and Cables 5/8" (16mm) cables



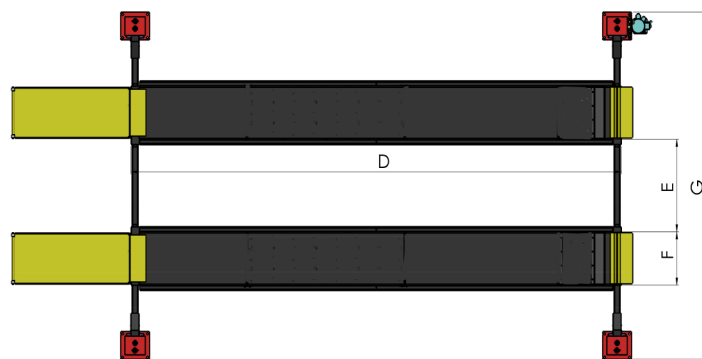

North American "Bucher" 4 HP Power Unit



Double wall deck with Z rail



Includes air regulator water trap oiler



The Liftsuperstore

Retail locations throughout the USA & Canada

Head Office & Manufacturing Centre

2300 Speers Road, Oakville Ontario, L6L2X8

Call: 866-799-5438 Fax: 905-891-1214

The Liftsuperstore and all it's registered trade marks are part of the TLS Lift Group. Please call us for product information on commercial and heavy duty lift products. www.tslifts.com

May 2020