



Lift it.Store it.Repair it

CALL 866-799-LIFT



LSS2P9CF  
LSS2P9BP  
LSS2P11CF

YOUR CAR REPAIR EQUIPMENT HEADQUARTERS.

# THE ORIGINAL "CHAIN DRIVE" HOBBY CAR TWO POST LIFT

11,000 LB. (5T) OR 9,000 LB. (4.1T) CAPACITY

## "COBRA GT" - CARS & MEDIUM DUTY TRUCKS

The "COBRA GT" 11,000 lb. (5T) Capacity has the large column and heavy arm structure to support most medium duty trucks and vans while still maintaining a 4" / 102mm drive over pad height



"COBRA GT"

### THE LIFTSUPERSTORE DIFFERENCE

FORK LIFT STYLE 2" / 51MM WIDE LEAF "CHAIN OVER" 36" / 914MM LIFTING CYLINDERS PROVIDE SMOOTH SAFE LIFTING WITH LESS MAINTENANCE



## "BIG BLOCK SS" / "RAGTOP" - CARS & LIGHT DUTY TRUCKS

The "BIG BLOCK" & "RAGTOP" 9,000 lb. (4.1T) Capacity lifts are ideal for the hobby car enthusiasts looking for a versatile and safe multi purpose lift. For garages where less than 12' (3.6M) of overhead clearance, the "RAGTOP" will lift most vehicles in only 10' ( 3.1M)

"BIG BLOCK SS"

"RAGTOP"



### COBRA/BIG BLOCK & RAGTOP FEATURES



"Flex-Metric" Arm Design



North American Power Unit



"Stacking" Height Adapters



"Gear Style" Arm Restraints

CONTACT US NOW [WWW.LIFTSUPERSTORE.COM](http://WWW.LIFTSUPERSTORE.COM) OR CALL 866-799-LIFT (5438)

# 2 POST HOBBY CAR LIFTS

9,000 LB. (4.1T) OR 11,000 LB. (5)T CAPACITY

**COBRA GT LSS2P11CF**  
**BIG BLOCK SS LSS2P2CF**  
**RAGTOP LSS2P2BP**

## FEATURES

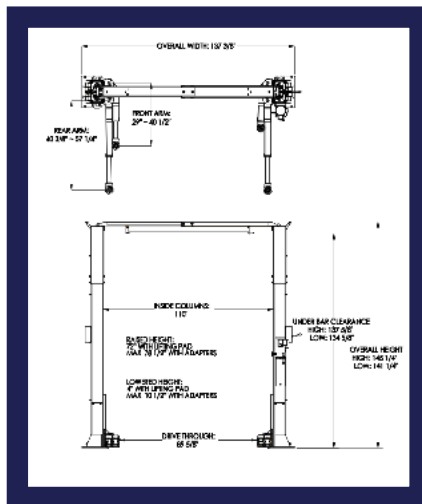
- Stronger and more stable structure** - Both the Cobra GT & Big Block SS are built with heavy "box style" columns. The lifts are designed with heavier arms, columns and carriages that provides the extra strength required when lifting long box medium duty trucks. The low drive over height of 4" / 102mm also accommodates most cars.
- Premium North American Components** - North American made Monarch (Bucher) 2HP / 1.5kw power unit, 3/8" / 9.5mm equalizing cables, cylinders and hoses.
- Designed to Industry Standards**, the Liftsuperstore thoroughly reviews all lift products with an independent panel of professional automotive technicians to insure that they meet the customer expectations for quality and performance.
- Corrosion resistant protection** - steel components are wheel-a-brator shot blasted and acid washed before a "double bake" powder coat finish is applied.
- Lifts higher to provide more**

- under car work area** - Extended lifting height (COBRA GT) provides 72" / 1829mm lift without adapters with a maximum lift height of 78 1/2" / 1994mm.
- Flexible vehicle loading** - Flex-Metric arm design use two (2) piece "offset" front and straight two (2) piece rear lifting arms for optimum asymmetric and symmetric loading opportunities.
- More models to chose from** - COBRA GT for heavier vehicles and Ragtop for low ceiling, both offer Flexmetric design lift arms with two (2) piece off set front and straight long reach rear lifting arms. COBRA GT is field adjustable with two overhead height settings of 145 1/4" or 141 1/4" / 3689 or 3588mm.
- Built to industry safety standards** - single point mechanical lock release with locks every 3" / 76mm. Built in flow control and velocity fuse hydraulic protection. Padded bar overhead shutoff prevent damage to higher vehicles.
- Reduced vehicle setup time** - "Drop in" style lift pads have a lowered height with rubber

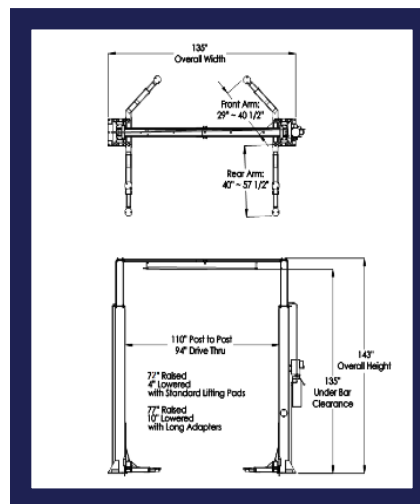
## TECHNICAL SPECIFICATIONS

	COBRA GT	BIG BLOCK	RAGTOP
Capacity	11,000 lbs / 5T	9,000 lbs / 4T	9,000 lbs / 4T
Overall Height	145 1/4" or 141 1/4" / 3689 or 3588mm	143" / 3632mm	111" / 2819 mm
Overall Width	137 3/8" / 3489mm	135" / 3429mm	135" / 3429mm
Width Between Columns	110" / 2794mm	110" / 2794mm	110" / 2794mm
Drive Thru Width	89 5/8" / 2277mm	94" / 2388mm	94" / 2388mm
Underbar Clearance	137 5/8" or 134 5/8" / 3496 or 3420mm	135" / 3429mm	N / A
Lowered Pad Height	4" / 102mm	4" / 102mm	4" / 102mm
Raised Height std. pad	72" / 1829mm	72" / 1829mm	72" / 1829mm
Raised Height with adapters	78 1/2" / 1994mm	77" / 1956mm	77" / 1956mm
Front Arm Reach	29" to 40 1/2" / 737 to 1029mm	29" to 40 1/2" / 737 to 1029mm	29" to 40 1/2" / 737 to 1029mm
Rear Arm Reach	40 3/8" to 57 1/4" / 1026 to 1454mm	40" to 57 1/2" / 1016 to 1461mm	40" to 57 1/2" / 1016 to 1461mm
Lift Time	75 seconds	65 seconds	65 seconds
Power Requirement	230V/ 60Hz / 1 Ph - 20 amp	230V/ 60Hz / 1 Ph - 20 amp	230V/ 60Hz / 1 Ph - 20 amp

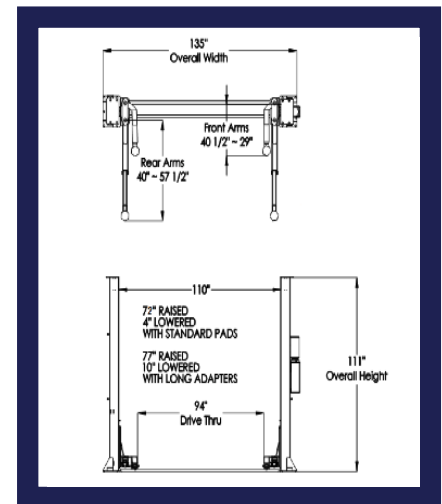
### COBRA GT



### BIG BLOCK SS



### RAGTOP



**The Liftsuperstore**  
 Retail locations throughout the USA & Canada  
**Head Office & Manufacturing Centre**  
 2300 Speers Road, Oakville Ontario, L6L2X8  
 Call: 866-799-5438 Fax: 905-891-1214



The Liftsuperstore and all it's registered trade marks are part of the TLS Lift Group. Please call us for product information on commercial and heavy duty lift products. www.tslifts.com

JUNE 2019