

## YOUR PARKING SOLUTION HEADQUARTERS.

### THE ULTIMATE STORAGE SOLUTION

8,000 LB. (3.6T) OR 9,000 LB. (4T) CAPACITY

4 MODELS TO CHOOSE FROM - HIGHER & WIDER

“QUATRO” STACKER - OUR ALI CERTIFIED STORAGE LIFT



**8,000 LB. (3.6T)**

**QUATRO 8 STANDARD**



LSS4P8PLDXAL

**QUATRO 8 “WIDE TRACK”**



LSS4P8PLDWAL

**QUATRO 8 “HIGH BOY”**



LSS4P8PLDTAL



LSS4P8PLDXAL  
LSS4P9PLXLAL

**9,000 LB. (4T)**

**QUATRO 9 “HEAVY DUTY”**



LSS4P9PLXLAL

### PREMIUM NORTH AMERICA MADE BUCHER POWER UNIT



110V 1 PH 60HZ 15 AMP

220V POWER UNITS  
USE LESS POWER LIFT  
FASTER THAN 110V.  
THE 110V VERSION  
CAN BE USED WITH  
MOST 15 AMP HOME  
CURCUITS



220V 1 PH 60HZ 11 AMP

# 4 POST STORAGE LIFT

8,000 LB. (3.6T) OR 9,000 LB. (4T) CAPACITY

QUATRO DX LSS4P8PLDXAL  
LSS4P8PLDWAL & LSS4P8PLDTAL  
QUATRO XL LSS4P9PLXLAL

## STORAGE

### “QUATRO” - PARK YOUR CARS OR STORE YOUR TOYS

The Quatro Storage lift doubles your garage floor storage capability when seasonal sports and outdoor equipment is stored above your parked car.



#### QUATRO STORAGE DX OR XL 8000LB (3.6T) OR 9,000LB. (4T)

Certified to meet or exceed the construction and testing requirements of the Automotive Lift Institute (ALI). The 4 Post Quatro Stacker series is the ultimate lift for use in both residential and commercial applications.

## FEATURES



Portable Steel Jacking Tray



Removable Caster Wheels



3 Steel Drip & Drain Trays




Wedge Anchors & Shims



Diamond Plate Steel Ramps



Adjustable Locking Ladders



Automatic Cable Break Lock




Reinforced Runways



Double Bake Powder Coat


## OPTIONS



Lightweight Aluminum Ramps



3,500 lb. (1.6T) Sliding Scissor Jack




Removeable center platforms



4,400 lb. (2T) Double Air Bag Jack



4,500 lb. (2.0T) Sliding Scissor Jack



Power Unit 90 Degree Mounting



**The Liftsuperstore**  
Retail locations throughout Canada  
Headoffice & Warehouse  
2300 Speers Rd Oakville Ontario

Call: 866-799-5438



# 4 POST STORAGE LIFT

## 8,000 LB. (3.6T) OR 9,000 LB. (4T) CAPACITY

QUATRO DX LSS4P8PLDXAL  
LSS4P8PLDWAL & LSS4P8PLDTAL  
QUATRO XL LSS4P9PLXLAL

### FEATURES

#### 8000LB. (3.6T) STANDARD DUTY EXTRA WIDE OR EXTRA HIGH



#### FOUR (4) MODELS TO CHOOSE FROM

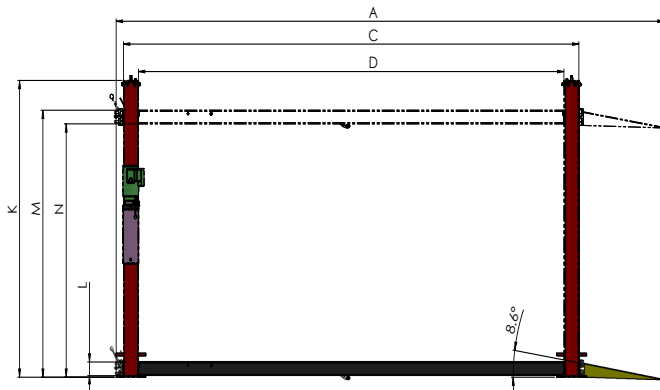
ONE SIZE  
DOESN'T FIT ALL



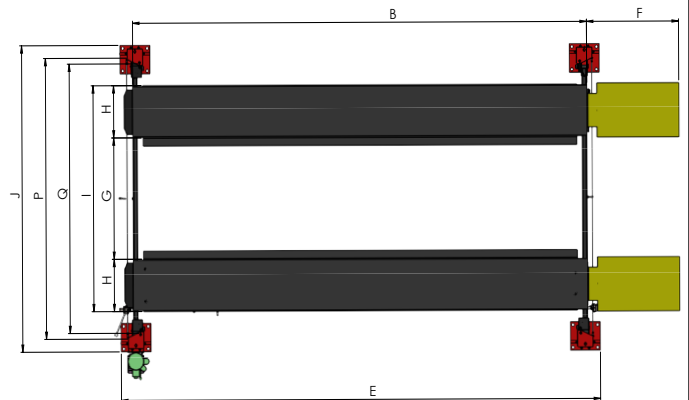
#### 9000LB. (4T) HEAVY DUTY EXTRA LENGTH & HEIGHT



SIDE VIEW



TOP VIEW



#### REFER TO THE SPECIFICATION CHART ON THE NEXT PAGE

- **Low maintenance problem free design** - 72.5" (1842mm) stroke 3" (76.2mm) diameter high pressure cylinder mounted under runway with pre-stressed 3/8" / 9.5mm lifting cables and 4" / 102mm steel pulleys. Tough wheel-ator finished steel structure with premium double bake finish.
- **Built & Tested to Commercial Safety Standards** - 3rd party tested by M.E.T laboratories to meet or exceed the ANSI/ALI ALCTV 2017 Standard. Single point automatic "deadman" safety with adjustable locking ladders.
- **Premium accessories are included with each lift** - each lift comes equipped with a removable "caster" wheel kit, three (3) steel drip and drain pans and one (1) HD steel jacking tray. A 3,500 lb / 1.6T hydraulic jacking beam, aluminum approach ramps and centre runway storage panels are available as options.
- **Residential compatible** energy efficient power units available in either 2HP 220v 11 amp or 1HP 110v 15 amp.
- **Flexible vehicle loading** - low to the floor 4.3" / 111mm deck height with low angle removable approach ramps accommodates exotic sports cars and vehicles with low clearance ground effects. Runways 18.7" / 475mm wide. The overall width between the outside of the runways is 74 7/8" (1900mm) & 80 3/4" (2054mm).
- **Premium North American Components** - North American made Monarch (Bucher) power unit, 3/8" / 9.5mm lifting cables, cylinders and hoses.
- **No Wheel Base Restriction** - Runways and columns are reinforced so that all wheel base vehicles can be lifted at the rated capacity.
- **More models to chose from** - 8,000 lb. (3.6T) or 9,000 lb. (4T) capacities with lifting heights of either 77 1/4" (1962mm) or 84 3/4" (2153mm). Runways are 165-3/8" (4201mm) or 180-1/2" (4585mm) long. Power units available in high efficiency 220v single phase 2HP / 1.5kw 11 amp or convenient 110v single phase 1HP / .75kw 15 amp.





# 4 POST STORAGE LIFT

## 8,000 LB. (3.6T) OR 9,000 LB. (4T) CAPACITY

**QUATRO DX LSS4P8PLDXAL**  
**LSS4P8PLDWAL & LSS4P8PLDTAL**  
**QUATRO XL LSS4P9PLXLAL**

### TECHNICAL SPECIFICATIONS

	Model Number	LSS4P8PLDXAL	LSS4P8PLDWAL	LSS4P8PLDTAL	LSS4P9PLDXAL
	Feature	8K REGULAR	8K WIDE VERSION	8K TALL VERSION	9K REGULAR
	Capacity	8,000 lbs / 3.6T	8,000 lbs / 3.6T	8,000 lbs / 3.6T	9,000 lbs / 4T
<b>A</b>	Overall Length with Ramps	207" (5259mm)		222-1/4" (5645mm)	
<b>B</b>	Runway Length	165-1/4" (4197mm)		180-1/2" (4585mm)	
<b>C</b>	Front to Rear Outside Columns	169-1/2" (4305mm)		184-1/2" (4686mm)	
<b>D</b>	F/R Inside Columns	157-1/4" (3994mm)		172-1/2" (4382mm)	
<b>E</b>	F/R Outside Column Baseplates	175-1/2" (4458mm)		190-1/2" (4839mm)	
<b>F</b>	Approach Ramp Length	36-1/2" (927mm)		36-1/2" (927mm)	
<b>G</b>	Width Between Runways	37-1/2" (953mm)	43-1/2" (1105mm)	37-1/2" (953mm)	43-1/2" (1105mm)
<b>H</b>	Runway Width	18-3/4" (476mm)		18-3/4" (476mm)	
<b>I</b>	Width Outside Runways	74-3/4" (1899mm)	80-3/4" (2051mm)	74-3/4" (1899mm)	80-3/4" (2051mm)
<b>J</b>	Overall Width (no Power Unit)	103-1/2" (2629mm)	109-1/2" (2781mm)	103-1/2" (2629mm)	109-1/2" (2781mm)
<b>K</b>	Column Height	86-1/4" (2191mm)		94-1/4" (2394mm)	
<b>L</b>	Runway Height	4-1/4" (108mm)		4-1/4" (108mm)	
<b>M</b>	Lifting Height	4 3/4" (120mm) ~ 77 1/4" (1962mm)		4 3/4" (120mm) ~ 84 3/4" (2152mm)	
<b>N</b>	Max. Clearance (Under Runway)	72-1/4" (1835mm)		80" (2032mm)	
<b>P</b>	Drive Thru Clearance (Vehicle on Runway)	94-1/2" (2400mm)	100-1/4" (2550mm)	94-1/2" (2400mm)	100-1/4" (2550mm)
<b>Q</b>	Drive Thru Clearance (Vehicle under Runway)	90-1/4" (2295mm)	96-1/4" (2445mm)	90-1/4" (2295mm)	96-1/4" (2445mm)
	Accessories Included	Casterwheels, 3 steel drip/drain trays and 1 steel jacking tray, 4 removable wheel stops, steel approach ramps			
	ALI Approved Mechanical Locking System	Standard on all Models			
	Power Requirement	110V / 60Hz / 1Ph. - 15 amp. Or 230V / 60Hz / 1Ph - 11 amp			
	Shipping Weight	1600 lb. / 725.7 kg	1750 lb. / 793.8 kg	1800 lb. / 818 kg	1850 lb. / 839 kg

Disclaimer: TLS Inc. is constantly updating their products to maintain the highest possible standards of performance and safety. The specifications included in this brochure are only accurate at the time of printing and are subject to change without notice.



**The Liftsuperstore**  
 Retail locations throughout Canada  
**Headoffice & Warehouse**  
 2300 Speers Rd Oakville Ontario  
 Call: 866-799-5438



JANUARY 2020