



CALL 866-799-LIFT

WWW.LIFTSUPERSTORE.COM

LSS4P8PLDXAL
LSS4P8PLDWA
LSS4P8PLDTAL
LSS4P9PLXLAL

YOUR PARKING SOLUTION HEADQUARTERS.

THE ULTIMATE STORAGE SOLUTION

8,000 LB. (3.6T) OR 9,000 LB. (4T) CAPACITY

4 MODELS TO CHOOSE FROM - HIGHER & WIDER

“QUATRO” STACKER - OUR ALI CERTIFIED STORAGE LIFT

8,000 LB. (3.6T)

QUATRO 8 STANDARD



LSS4P8PLDXAL

QUATRO 8 “WIDE TRACK”



LSS4P8PLDWA

QUATRO 8 “HIGH BOY”



LSS4P8PLDTAL



LSS4P8PLDXAL
LSS4P8PLDWA
LSS4P8PLDTAL
LSS4P9PLXLAL

QUATRO 9 “HEAVY DUTY”
TALLER & WIDER



LSS4P9PLXLAL

PREMIUM NORTH AMERICA MADE BUCHER POWER UNIT



110V 1 PH 60HZ 15 AMP

220V POWER UNITS USE LESS POWER LIFT FASTER THAN 110V. THE 110V VERSION CAN BE USED WITH MOST 15 AMP HOME CIRCUITS



220V 1 PH 60HZ 11 AMP

CONTACT US NOW WWW.LIFTSUPERSTORE.COM OR CALL 866-799-LIFT

4 POST STORAGE LIFT

8,000 LB. (3.6T) OR 9,000 LB. (4T)
CAPACITY



QUATRO DX LSS4P8PLDXAL
LSS4P8PLDWAL & LSS4P8PLDTAL
QUATRO XL LSS4P9PLXLAL

STORAGE

FEATURES

“QUATRO” - PARK YOUR CARS OR STORE YOUR TOYS

THE QUATRO STORAGE LIFT DOUBLES YOUR GARAGE
FLOOR STORAGE CAPABILITY WHEN SEASONAL
SPORTS AND OUTDOOR EQUIPMENT IS STORED ABOVE
YOUR PARKED CAR.



QUATRO STORAGE DX OR XL 8000LB (3.6T) OR 9,000LB. (4T)

CERTIFIED TO MEET OR EXCEED THE
CONSTRUCTION AND TESTING REQUIREMENTS
OF THE AUTOMOTIVE LIFT INSTITUTE (ALI).
THE 4 POST QUATRO STACKER SERIES IS THE
ULTIMATE LIFT FOR USE IN BOTH RESIDENTIAL
AND COMMERCIAL APPLICATIONS.



PORTABLE STEEL JACKING TRAY



REMOVABLE CASTER WHEELS



3 STEEL DRIP & DRAIN TRAYS




WEDGE ANCHORS & SHIMS



DIAMOND PLATE STEEL RAMPS



ADJUSTABLE LOCKING LADDERS



AUTOMATIC CABLE BREAK LOCK




REINFORCED RUNWAYS




DOUBLE BAKE POWDER COAT


OPTIONS



LIGHTWEIGHT ALUMINUM RAMPS



3,500 LB. (1.6T) SLIDING SCISSOR JACK




REMOVEABLE CENTER PLATFORMS



4,400 LB. (2T) DOUBLE AIR BAG JACK



4,500 LB. (2.0T) SLIDING SCISSOR JACK



POWER UNIT 90 DEGREE MOUNTING



THE LIFTSUPERSTORE
RETAIL LOCATIONS THROUGHOUT THE USA &
CANADA

HEAD OFFICE & MANUFACTURING CENTRE
2300 SPEERS ROAD, OAKVILLE ONTARIO,

THE LIFTSUPERSTORE AND ALL ITS REGISTERED
TRADE MARKS ARE PART OF THE TLS LIFT GROUP.
PLEASE CALL US FOR PRODUCT INFORMATION ON
COMMERCIAL AND HEAVY DUTY LIFT PRODUCTS.

December 2020

4 POST STORAGE LIFT

8,000 LB. (3.6T) OR 9,000 LB. (4T)
CAPACITY



QUATRO DX LSS4P8PLDXAL
LSS4P8PLDWAL & LSS4P8PLDTAL
QUATRO XL LSS4P9PLXLAL

FEATURES

8000LB. (3.6T) STANDARD DUTY EXTRA
WIDE OR EXTRA HIGH

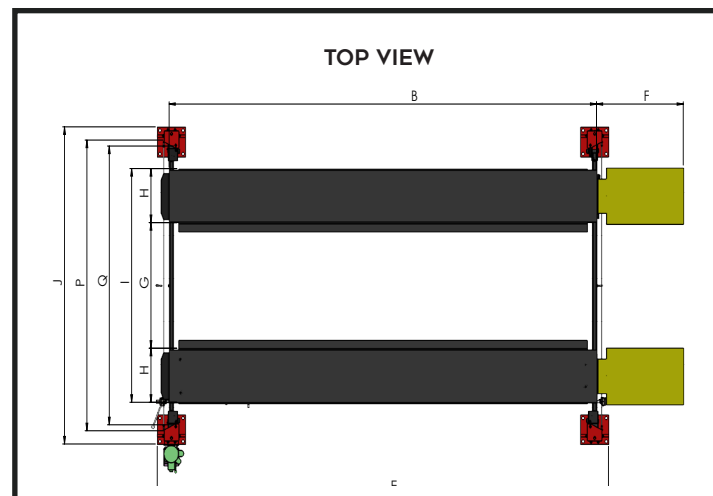
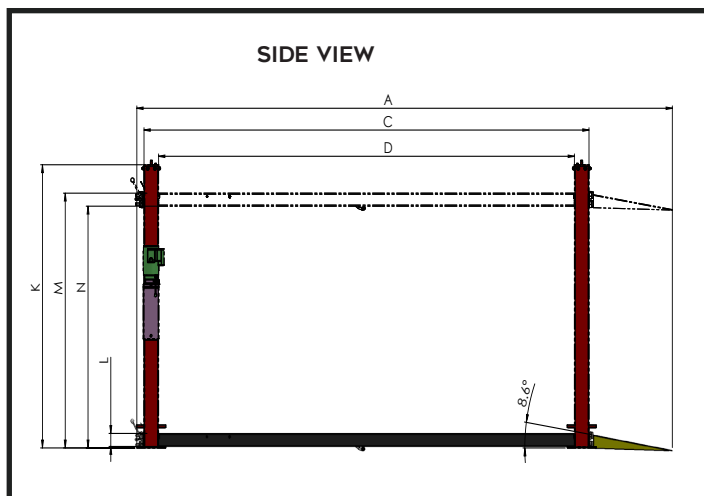


FOUR (4) MODELS
TO CHOOSE FROM

ONE SIZE
DOESN'T FIT ALL



9000LB. (4T) HEAVY DUTY
EXTRA LENGTH & HEIGHT



REFER TO THE SPECIFICATION CHART ON THE NEXT PAGE

- LOW MAINTENANCE PROBLEM FREE DESIGN - 72.5" (1842MM) STROKE 3" (76.2MM) DIAMETER HIGH PRESSURE CYLINDER MOUNTED UNDER RUNWAY WITH PRE-STRESSED 3/8" / 9.5MM LIFTING CABLES AND 4" / 102MM STEEL PULLEYS. TOUGH WHEEL-A BRATOR FINISHED STEEL STRUCTURE WITH PREMIUM DOUBLE BAKE FINISH.
- BUILT & TESTED TO COMMERCIAL SAFETY STANDARDS - 3RD PARTY TESTED BY M.E.T LABORATORIES TO MEET OR EXCEED THE ANSI/ALI ALCVTY 2017 STANDARD. SINGLE POINT AUTOMATIC "DEADMAN" SAFETY WITH ADJUSTABLE LOCKING LADDERS.
- PREMIUM ACCESSORIES ARE INCLUDED WITH EACH LIFT - EACH LIFT COMES EQUIPPED WITH A REMOVABLE "CASTER" WHEEL KIT, THREE (3) STEEL DRIP AND DRAIN PANS AND ONE (1) HD STEEL JACKING TRAY. A 3,500 LB / 1.6T HYDRAULIC JACKING BEAM, ALUMINUM APPROACH RAMPS AND CENTRE RUNWAY STORAGE PANELS ARE AVAILABLE AS OPTIONS.
- RESIDENTIAL COMPATIBLE ENERGY EFFICIENT POWER UNITS AVAILABLE IN EITHER 2HP 220V 11 AMP OR 1HP 110V 15 AMP.

- FLEXIBLE VEHICLE LOADING - LOW TO THE FLOOR 4.3" / 111MM DECK HEIGHT WITH LOW ANGLE REMOVABLE APPROACH RAMPS ACCOMMODATES EXOTIC SPORTS CARS AND VEHICLES WITH LOW CLEARANCE GROUND EFFECTS. RUNWAYS 18.7" / 475MM WIDE. THE OVERALL WIDTH BETWEEN THE OUTSIDE OF THE RUNWAYS IS 74 7/8" (1900MM) & 80 3/4" (2054MM).
- PREMIUM NORTH AMERICAN COMPONENTS - NORTH AMERICAN MADE MONARCH (BUCHER) POWER UNIT, 3/8" / 9.5MM LIFTING CABLES, CYLINDERS AND HOSES.
- NO WHEEL BASE RESTRICTION - RUNWAYS AND COLUMNS ARE REINFORCED SO THAT ALL WHEEL BASE VEHICLES CAN BE LIFTED AT THE RATED CAPACITY.
- MORE MODELS TO CHOSE FROM - 8,000 LB. (3.6T) OR 9,000 LB. (4T) CAPACITIES WITH LIFTING HEIGHTS OF EITHER 77 1/4" (1962MM) OR 84 3/4" (2153MM). RUNWAYS ARE 165-3/8" (4201MM) OR 180-1/2" (4585MM) LONG. POWER UNITS AVAILABLE IN HIGH EFFICIENCY 220V SINGLE PHASE 2HP / 1.5KW 11 AMP OR CONVENIENT 110V SINGLE PHASE 1HP / .75KW 15 AMP.



THE LIFTSUPERSTORE
RETAIL LOCATIONS THROUGHOUT THE USA &
CANADA
HEAD OFFICE & MANUFACTURING CENTRE
2300 SPEERS ROAD, OAKVILLE ONTARIO,

THE LIFTSUPERSTORE AND ALL IT'S REGISTERED
TRADE MARKS ARE PART OF THE TLS LIFT GROUP.
PLEASE CALL US FOR PRODUCT INFORMATION ON
COMMERCIAL AND HEAVY DUTY LIFT PRODUCTS.

4 POST STORAGE LIFT

8,000 LB. (3.6T) OR 9,000 LB. (4T)
CAPACITY



QUATRO DX LSS4P8PLDXAL
LSS4P8PLDWAL & LSS4P8PLDTAL
QUATRO XL LSS4P9PLXLAL

TECHNICAL SPECIFICATIONS

	MODEL NUMBER	LSS4P8PLDXAL	LSS4P8PLDWAL	LSS4P8PLDTAL	LSS4P9PLDXAL
	FEATURE	8K REGULAR	8K WIDE VERSION	8K TALL VERSION	9K REGULAR
	CAPACITY	8,000 LBS / 3.6T	8,000 LBS / 3.6T	8,000 LBS / 3.6T	9,000 LBS / 4T
A	OVERALL LENGTH WITH RAMPS	207" (5259MM)		222-1/4" (5645MM)	
B	RUNWAY LENGTH	165-1/4" (4197MM)		180-1/2" (4585MM)	
C	FRONT TO REAR OUTSIDE COLUMNS	169-1/2" (4305MM)		184-1/2" (4686MM)	
D	F/R INSIDE COLUMNS	157-1/4" (3994MM)		172-1/2" (4382MM)	
E	F/R OUTSIDE COLUMN BASEPLATES	175-1/2" (4458MM)		190-1/2" (4839MM)	
F	APPROACH RAMP LENGTH	36-1/2" (927MM)		36-1/2" (927MM)	
G	WIDTH BETWEEN RUNWAYS	37-1/2" (953MM)	43-1/2" (1105MM)	37-1/2" (953MM)	43-1/2" (1105MM)
H	RUNWAY WIDTH	18-3/4" (476MM)		18-3/4" (476MM)	
I	WIDTH OUTSIDE RUNWAYS	74-3/4" (1899MM)	80-3/4" (2051MM)	74-3/4" (1899MM)	80-3/4" (2051MM)
J	OVERALL WIDTH (NO POWER UNIT)	103-1/2" (2629MM)	109-1/2" (2781MM)	103-1/2" (2629MM)	109-1/2" (2781MM)
K	COLUMN HEIGHT	86-1/4" (2191MM)		94-1/4" (2394MM)	
L	RUNWAY HEIGHT	4-1/4" (108MM)		4-1/4" (108MM)	
M	LIFTING HEIGHT	4 3/4" (120MM) ~ 77 1/4" (1962MM)		4 3/4" (120MM) ~ 84 3/4" (2152MM)	
N	MAX. CLEARANCE (UNDER RUNWAY)	72-1/4" (1835MM)		80" (2032MM)	
P	DRIVE THRU CLEARANCE (VEHICLE PARKED UNDER RUNWAY)	94-1/2" (2400MM)	100-1/4" (2550MM)	94-1/2" (2400MM)	100-1/4" (2550MM)
Q	DRIVE THRU CLEARANCE (VEHICLE PARKED ON RUNWAYS)	90-1/4" (2295MM)	96-1/4" (2445MM)	90-1/4" (2295MM)	96-1/4" (2445MM)
	ACCESSORIES INCLUDED	CASTERWHEELS, 3 STEEL DRIP/DRAIN TRAYS AND 1 STEEL JACKING TRAY, 4 REMOVABLE WHEEL STOPS, STEEL APPROACH RAMPS			
	ALI APPROVED MECHANICAL LOCKING SYSTEM	STANDARD ON ALL MODELS			
	POWER REQUIREMENT	110V / 60HZ / 1PH. - 15 AMP. OR 230V / 60HZ / 1PH - 11 AMP			
	SHIPPING WEIGHT	1600 LB. / 725.7 KG	1750 LB. / 793.8 KG	1800 LB. / 818 KG	1850 LB. / 839 KG
<p>DISCLAIMER: TLS INC. IS CONSTANTLY UPDATING THEIR PRODUCTS TO MAINTAIN THE HIGHEST POSSIBLE STANDARDS OF PERFORMANCE AND SAFETY. THE SPECIFICATIONS INCLUDED IN THIS BROCHURE ARE ONLY ACCURATE AT THE TIME OF PRINTING AND ARE SUBJECT TO CHANGE WITHOUT NOTICE.</p>					



THE LIFTSUPERSTORE
RETAIL LOCATIONS THROUGHOUT THE USA & CANADA
HEAD OFFICE & MANUFACTURING CENTRE
2300 SPEERS ROAD, OAKVILLE ONTARIO,

THE LIFTSUPERSTORE AND ALL IT'S REGISTERED TRADE MARKS ARE PART OF THE TLS LIFT GROUP. PLEASE CALL US FOR PRODUCT INFORMATION ON COMMERCIAL AND HEAVY DUTY LIFT PRODUCTS.