



CALL 866-799-LIFT

WWW.LIFTSUPERSTORE.COM

LSS2P10CFCCT

LIFTSUPERSTORE LIFTS INCLUDE NORTH AMERICAN KEY COMPONENTS

**DEUCE**

10,000 LB. / 4.5T CAPACITY

"FLEX-METRIC" - ASYMMETRIC OR  
SYMMETRIC LIFTING  
3 PIECE ARMS FRONT AND REAR



2 FIELD ADJUSTABLE  
HEIGHT SETTINGS

MULTI PURPOSE  
ADJUSTABLE  
LIFT SYSTEM



4 1/8" (105MM) CONTACT AREA  
WITH HD STEEL SADDLE BASE.  
NICKEL PLATED TO PREVENT  
CORROSION

"FLEX-METRIC" 135 DEGREE ARM  
SWING FOR MAXIMUM REACH

EASY ACCESS TO APPROVED LIFT  
POINTS WITH 3 PIECE 90 DEGREE  
OFFSET FRONT AND EXTENDED REAR  
ARMS FOR ASYMMETRIC OR SYMMETRIC  
LOADING



135°




THE LIFTSUPERSTORE AND ALL IT'S REGISTERED TRADE MARKS ARE PART OF THE TLS LIFT  
GROUP. PLEASE CALL US FOR PRODUCT INFORMATION ON COMMERCIAL AND HEAVY DUTY LIFT  
PRODUCTS. WWW.TLSLIFTS.COM

STANDARD WITH LIFT



NICKEL PLATED 3" & 6" (76.2 & 152.4MM) HEIGHT  
ADAPTERS #LSS2PTA4-2



Set of 2  
MINI VAN SLIDING ARM ADAPTERS #LSS2PHDA


OPTIONAL ACCESSORIES



Set of 2  
GM TRUCK 7" (177.8MM) PADS #LSSGMTA



Set of 4  
EV ROUND RUBBER COVERED DOUBLE  
SCREW STYLE #TLS2PEVPAD



Set of 4  
EV RUBBER CONTACT ADAPTERS  
#TLS2PRBEV



Set of 2  
SPECIAL ORDER ELECTRIC VEHICLE  
"SWING ARM" LIFT ADAPTER # TLS2PEV4



Set of 4  
TESLA MODEL S.X & 3 ADAPTERS  
#TLSTESLA

CONTACT US NOW WWW.LIFTSUPERSTORE.COM OR CALL 866-799-LIFT

2 POST - DEUCE  
10,000 LB. / 4.5T  
FLEX-METRIC  
OR SYMMETRIC MODELS



10K / 4.5T  
LSS2P10CFCCT

## SPECIFICATIONS & FEATURES

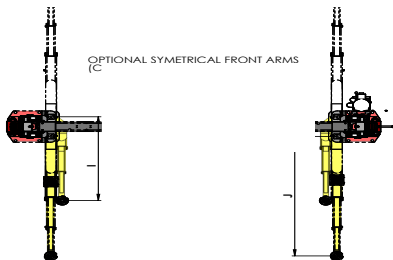
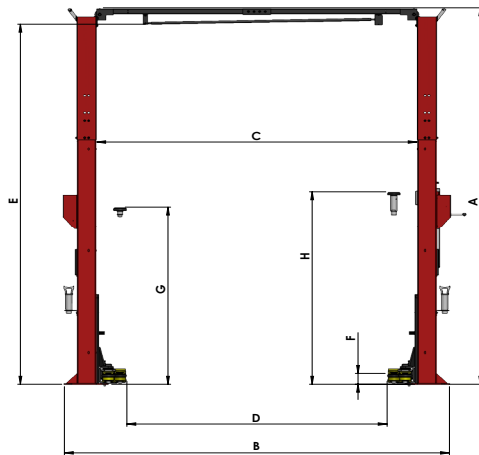
	CAPACITY	10,000 LB. / 4.5T	10,000 LB. / 4.5T	10,000 LB. / 4.5T
	LIFTING STYLE	2 N 1	OPTIONAL SYMMETRIC WIDE	OPTIONAL SYMMETRIC WIDE & EXT. HIGH
A	OVERALL HEIGHT	138" / 3505MM OR 148" / 3759 MM	138" / 3505MM OR 148" / 3759 MM	172" / 4369MM
B	OVERALL WIDTH	135 1/2" / 3442MM	145 1/2" / 3696MM	145 1/2" / 3696MM
C	WIDTH BETWEEN COLUMNS	112 3/4" / 2864MM	122 3/4" / 3118MM	122 3/4" / 3118MM
D	DRIVE THRU WIDTH	92" / 2337MM	100" / 2540MM	100" / 2540MM
E	UNDER BAR CLEARANCE	131" / 3327MM OR 141" / 3581 MM	131" / 3327MM OR 141" / 3581 MM	155" / 3937MM
F	LOWERED HEIGHT - STANDARD LIFT PAD	4" / 106 MM	4" / 106MM	4" / 106MM
G	RAISED HEIGHT - STANDARD LIFT PAD	76" / 1930 MM	76" / 1930 MM	76" / 1930 MM
H	RAISE HEIGHT WITH ADAPTERS	87" / 2210 MM	87" / 2210 MM	87" / 2210 MM
I	FRONT ARM REACH	18" TO 44" / 457MM TO 1124MM	33" TO 62" / 838MM TO 1575MM	33" TO 62" / 838MM TO 1575MM
J	REAR ARM REACH	33" TO 62" / 838MM TO 1575MM	33" TO 62" / 838MM TO 1575MM	33" TO 62" / 838MM TO 1575MM
	LIFTING TIME	55 SECONDS	55 SECONDS	55 SECONDS
	STANDARD POWER REQUIREMENTS	220V-60HZ-1PH-20 AMP 2 HP	220V-60HZ-1PH-20 AMP 2 HP/ 1.5KW	220V-60HZ-1PH-20 AMP 2HP/ 1.5KW
	SHIPPING WEIGHT	1,980 LB. / 900 KG.	1,980 LB. / 900 KG.	2010 LB. / 915 KG.
	ALI CERTIFIED	YES	YES	YES

## FEATURES

- STRONGER AND MORE STABLE STRUCTURE - UP TO 20% HEAVIER THAN MANY COMPETITORS. TWO (2) 1 1/2" X 2 1/2" / 51MM X 64MM REINFORCEMENT TUBES ARE WELDED INSIDE THE 11" X 7" WITH 1/4" WALL / 279MM X 178MM WITH 6MM WALL COLUMNS TO PROVIDE BETTER STABILITY WITH HEAVIER LOADS.
- CORROSION RESISTANT PROTECTION - STEEL COMPONENTS ARE WHEEL-A-BRATOR SHOT BLASTED AND ACID WASHED BEFORE A "DOUBLE BAKE" POWDER COAT FINISH IS APPLIED.
- LIFTS HIGHER TO PROVIDE MORE UNDER CAR WORK AREA - THE 70-1/2"/1791MM LONG CYLINDER STROKE PROVIDES 76" / 193MM LIFT WITHOUT ADAPTERS WITH A MAXIMUM ATTAINABLE LIFT HEIGHT OF 87" / 2210 MM.
- FLEXIBLE VEHICLE LOADING - FLEXMETRIC ARM DESIGN USES THREE (3) PIECE "OFFSET" FRONT AND STRAIGHT (3)PIECE REAR LIFTING ARMS FOR OPTIMUM ASYMMETRIC AND SYMMETRIC LOADING OPPORTUNITIES.
- REDUCED INSTALLATION COSTS - FIELD ADJUSTABLE HEIGHT CAN EASILY ADAPT TO MOST CEILING HEIGHT INSTALLATION DIMENSIONS.
- PREMIUM NORTH AMERICAN COMPONENTS - NORTH AMERICAN MADE BUCHER 2HP / 1.5KW POWER UNIT, 3/8" / 9.5MM EQUALIZING CABLES AND 2" / 51MM ID HYDRAULIC CYLINDERS PROVIDE LONGER MORE DEPENDABLE SERVICE LIFE.
- REDUCED VEHICLE SETUP TIME - ACME SCREW "DROP IN" STYLE LIFT PADS HAVE A LOWERED HEIGHT WITH RUBBER PAD OF 4" / 102MM AND CAN BE EXTENDED BY 3" / 76MM OR 6" / 152MM USING NICKEL PLATED DROP IN ADAPTERS. POWER UNIT CAN BE INSTALLED ON EITHER COLUMN.
- QUIETER OPERATION LESS THAN 75 DECIBELS - RUBBER MOUNTING GROMMETS REDUCE POWER UNIT NOISE.
- CAR DOOR PROTECTION - 11"X 2" / 279MM X 51MM RUBBER DOOR BUMPERS ARE MOUNTED ON THE FACE OF BOTH LIFTING CARRIAGES TO REDUCE DOOR DAMAGE.
- MORE MODELS TO CHOSE FROM - STANDARD FLEXMETRIC DESIGN WITH 3 PIECE LIFTING ARMS, SYMMETRIC VERSION WITH EQUAL LENGTH STRAIGHT ARMS, EXTENDED HEIGHT 172" / 4389MM AND CHOICE OF RED OR BLUE.

Disclaimer: TLS Inc. is constantly updating their products to maintain the highest possible standards of performance and safety. The specifications included in this brochure are only accurate at The time of printing and are subject to change without notice.

## EQUIPMENT FOOTPRINT



## ADDITIONAL FEATURES



3/8" / 9.5MM NON FATIGUE CABLES  
WITH 3 1/2" / 111MM PULLEYS



2.5" X 1.5" (63MM X38MM) COLUMN  
REINFORCEMENT TUBE



SINGLE POINT  
LOCK RELEASE

CONTACT US NOW

866-799-LIFT



THE LIFTSUPERSTORE  
HEADOFFICE & MANUFACTURING  
2300 SPEERS RD OAKVILLE ONTARIO



AUTHORIZED TLS DISTRIBUTORS LOCATED: ALABAMA,  
ARIZONA, CALIFORNIA, FLORIDA, TEXAS, INDIANA, KANSAS,  
NEW ENGLAND, NEW HAMPSHIRE, WISCONSIN, MISSOURI, &  
VIRGINIA