



FOUR REGIONAL WAREHOUSES ACROSS CANADA AND GROWING



CALL 866-799-LIFT

WWW.LIFTSUPERSTORE.COM

LSS4P27-30-33FD/XL/EL

AUTOMOTIVE AND LIGHT TRUCK GENERAL SERVICE
100% DESIGNED AND BUILT IN NORTH AMERICA

PEGASUS

**4 POST MEDIUM DUTY
COMMERICAL LIFT FOR SERVICING
MEDIUM DUTY TRUCKS & SMALL
CARS 27,000, 30,000 OR 33,000
LB. / 12.3T, 13.6T OR 15T CAPACITY**

**DOUBLE WALL RUNWAYS WITH "Z" RAILS -
3 RUNWAYS LENGTHS TO CHOOSE FROM**



LSS4P27FD
LSS4P30FDXL
LSS4P33EL


Disclaimer: TLS Inc. is constantly updating their products to maintain the highest possible standards of performance and safety. The specifications included in this brochure are only accurate at the time of printing and are subject to change without notice.

December 2020


OPTIONAL ACCESSORIES




▲ JACKING BEAM 15,000 LB.
CAPACITY TLS-RJ15



▲ BUILT IN RUNWAY AIR INFLATION
HOSE AND OPTIONAL FRONT
RADIUS PLATE POCKETS



▲ REMOVEABLE RUNWAY STEP
PLATFORMS WITH NON SLIP
SURFACE



▲ ROLLING 30 GALLON WASTE OIL

CONTACT US NOW WWW.LIFTSUPERSTORE.COM OR CALL 866-799-LIFT



4 POST SERVICE LIFT - "PEGASUS" 27,000 , 30,000 OR 33,000 LB. / 12.3T, 13.6T OR 15T CAPACITY



LSS4P27FD
LSS4P30FDXL
LSS4P33EL

CATEGORY		MEDIUM DUTY 4 POST		
	CAPACITY	27,000 LB. / 12.3T	30,000 LB. / 13.6T	33,000 LB. / 15T
	OPEN OR CLOSED FRONT	CLOSED FRONT		
A	RAISED HEIGHT	70 1/4" (1784MM)		
B	LOWERED HEIGHT	10" (254MM)		
C	OVERALL LENGTH EX LONG			400 1/4" (10166MM)
C	OVERALL LENGTH EXTENDED		364 1/4" (9252MM)	
C	OVERALL LENGTH STANDARD	328 1/4" (8338MM)		
D	DECK LENGTH EX LONG			333" (8458MM)
D	DECK LENGTH EXTENDED		297" (7544MM)	
D	DECK LENGTH STANDARD	261" (6629MM)		
E	WIDTH BETWEEN RUNWAYS	42" TO 48" (1067MM TO 1219MM)		
F	RUNWAY DECK WIDTH	24" (610MM)		
G	OVERALL WIDTH FRONT/REAR	150" (3810MM)		
H	MAX COLUMN HEIGHT	92 1/2" (2350MM)		
	MAX WHEEL BASE EX LONG			241" (6121MM)
	MAX WHEEL BASE EXTENDED		277" (7036MM)	
	MAX WHEEL BASE STANDARD	313" (7950MM)		
	LIFT TIME	100 SECONDS		
	POWER REQUIREMENTS	230V - 60HZ - 1PH - 20 AMP		
	RECOMMENDED JACKING BEAM CAPACITY	15,000 LB. (6.8T)		

FEATURES

- BUILT TO HIGHER QUALITY STANDARD; 100% NORTH AMERICAN MADE - PREMIUM US MONARCH (BUCHER) 4HP / 3KW POWER UNIT.
 - CORROSION RESISTANT PROTECTION - STEEL COMPONENTS ARE WHEEL-A-BRATOR SHOT BLASTED AND ACID WASHED BEFORE A "DOUBLE BAKE" POWDER COAT FINISH IS APPLIED.
 - SUPERIOR STRUCTURAL STRENGTH PROVIDES LONGER LIFE - NON FLEX DOUBLE WALL 24" / 610MM WIDE RUNWAYS WITH BUILT IN "Z" RAIL. HEAVY DUTY 10" X 8" X 3/8" (254MM X 213 MM X 9.5MM) WALL COLUMNS AND 4" X 8 X 3/8" (102MM X 213MM X 9.5MM) TALL TUBE TRAVERSE BEAMS.
 - GREATER FLEXIBILITY WITH MORE MODELS TO CHOOSE FROM - CLOSE BETWEEN A 27,000, 30,000 OR 33,000LB. / 12.3T, 13.6T OR 15T VERSION. AVAILABLE IN THREE (3) RUNWAY LENGTHS WITH SERVICE DECK OR OPTIONAL WITH RADIUS PLATE POCKETS. LIFT CAN BE ORDERED IN RED OR BLUE.
 - PREMIUM OPTIONS AND ACCESSORIES CAN EXPAND THE CAPABILITIES AND SERVICE LIFE - BUILT IN TIRE INFLATION HOSES, REMOVABLE WORK STEPS, LED RUNWAY LIGHTING AND PREMIUM 15,000LB. / 6.8T JACKING BEAMS
 - LOWER MAINTENANCE COSTS - ZIRK STYLE GREASE FITTINGS AT ALL
- 1-1/2" / 38MM PLATED HINGE PINS. ALL STRUCTURAL COMPONENTS UNDERGO A "WHEEL-A-BRATOR" STEEL PELLET BLAST FINISH PRIOR TO A DOUBLE BAKE POWDER APPLICATION. THIS PREMIUM PROTECTION REDUCES CORROSION AND EXTENDS THE LIFE OF THE LIFT.
- EXTENDED LIFE "NON TWIST" CABLE DESIGN - MACHINED STEEL NICKEL PLATED 12-3/4" / 324MM PULLEYS WITH BRONZE SELF LUBRICATING BUSHINGS. NON SPIN FATIGUE RESISTANT 5/8" / 16MM CABLES ARE ROUTED ON DOUBLE STACKED PULLEYS (VERSUS FOUR STACKED) TO REDUCE STRESS AND WEAR.
 - LOW PRESSURE HYDRAULICS PROVIDES LONGER LIFE - 5" ID X 69" / 127MM X 1753MM CYLINDER IS MOUNTED UNDER THE RUNWAY AND USE A PREMIUM "PARKER" SEAL AND WEAR RING WITH CHROME PLATED PLUNGER SHAFT.
 - DESIGNED FOR OPTIMUM PRODUCTIVITY - SINGLE POINT CONTROL WITH STAINLESS STEEL CYLINDER AIR RELEASES ENGAGE 8 LOCKING POSITIONS. ADJUSTABLE LOCKING LADDERS 87" X 3-3/4" X 3/8" / 2210MM X 95MM X 9.5MM THICK ALLOW FOR ACCURATE LEVELLING. POWER UNIT CAN BE MOUNTED ON A FRONT OR REAR COLUMN. BUILT IN RUNWAY COMPRESSED AIR OUTLETS FRONT AND REAR. LIFTS 70 1/4" (1784MM) FROM THE FLOOR.

ADDITIONAL FEATURES


EQUIPMENT FOOTPRINT



PREMIUM 12 3/4" (324MM) PULLEY AND CABLES 5/8" (16MM) CABLES



NORTH AMERICAN "BUCHER" 4 HP POWER UNIT



DOUBLE WALL DECK WITH Z RAIL



AIR REGULATOR WATER TRAP OILER



The Liftsuperstore

Retail locations throughout the USA & Canada

Head Office & Manufacturing Centre

2300 Speers Road, Oakville Ontario, L6L2X8

Call: 866-799-5438 Fax: 905-891-1214

The Liftsuperstore and all its registered trade marks are part of the TLS Lift Group. Please call us for product information on commercial and heavy duty lift products. www.tlslifts.com

december 2020